

Signify Classified - Internal
Cooper Lighting Solutions Photometric Lab
1121 Highway 74 South
Peachtree City, GA 30269



Scaled data based on original data using
LM-79-08 Approved Method: Electrical and Photometric Measurements of Solid-
State Lighting Products

Test Report Prepared for
Cooper Lighting Solutions
(formerly Eaton)

Brand: STREETWORKS

Report Number: P867961

Luminaire Tested: **MEM2-HSN-SA-60-727-U-T2U**

Issue Date: 08/21/2024



Test Information

Test Method: LM-79-08
Report Number: P867961
Test Lab: INNOVATION CENTER(G3)
Issue Date: 08/21/2024
Manufacturer: COOPER LIGHTING SOLUTIONS (FORMERLY EATON)
Product Line: STREETWORKS
Catalog Number: MEM2-HSN-SA-60-727-U-T2U
Description: EPIC MODERN SHORT HOUSING DISCRETE LED ARRAYS 60W 70CRI 2700K
FITXURE w/ TYPE II URBAN DISTRIBUTION OPTIC
Light Source: (10) 2700K CCT, 70 CRI LEDS
Ballast/Driver: ELECTRONIC DRIVER

Summary

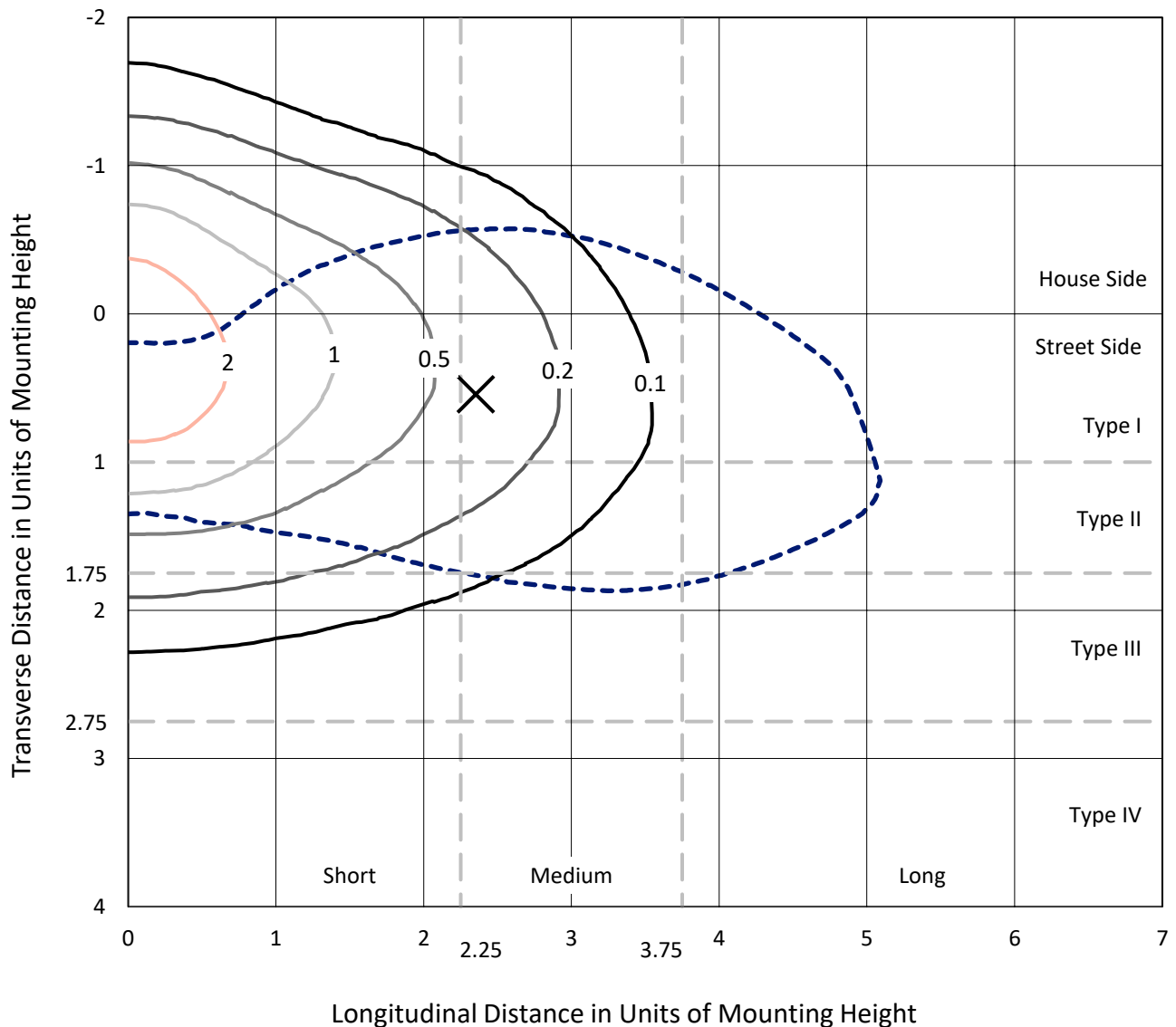
Lumens per Lamp: N/A
Luminaire Lumens: 5820.1 lumens
Efficiency: N/A
Efficacy: 132.3 lumens/watt
Luminous Opening: Rectangular (W 0.33' x L: 0.33' x H: 0')
IES Classification: Type III - Medium
BUG Rating: B2 - U0 - G2

Input Watts (W): 44
Input Voltage (V): 120
Input Current (A_{in}): NR
Voltage Rise (V): NR
Power Factor: 0.99
Total Harmonic Distortion (THDi): 6.91%
Frequency (hertz): 60
Stabilization Time: NR
Operation Time: NR
Ambient Temperature (°C): NR
Test Distance: 24 FT

REPORT NUMBER: P867961
 CATALOG NUMBER: MEM2-HSN-SA-60-727-U-T2U

Iso-Footcandle Lines of Horizontal Illumination

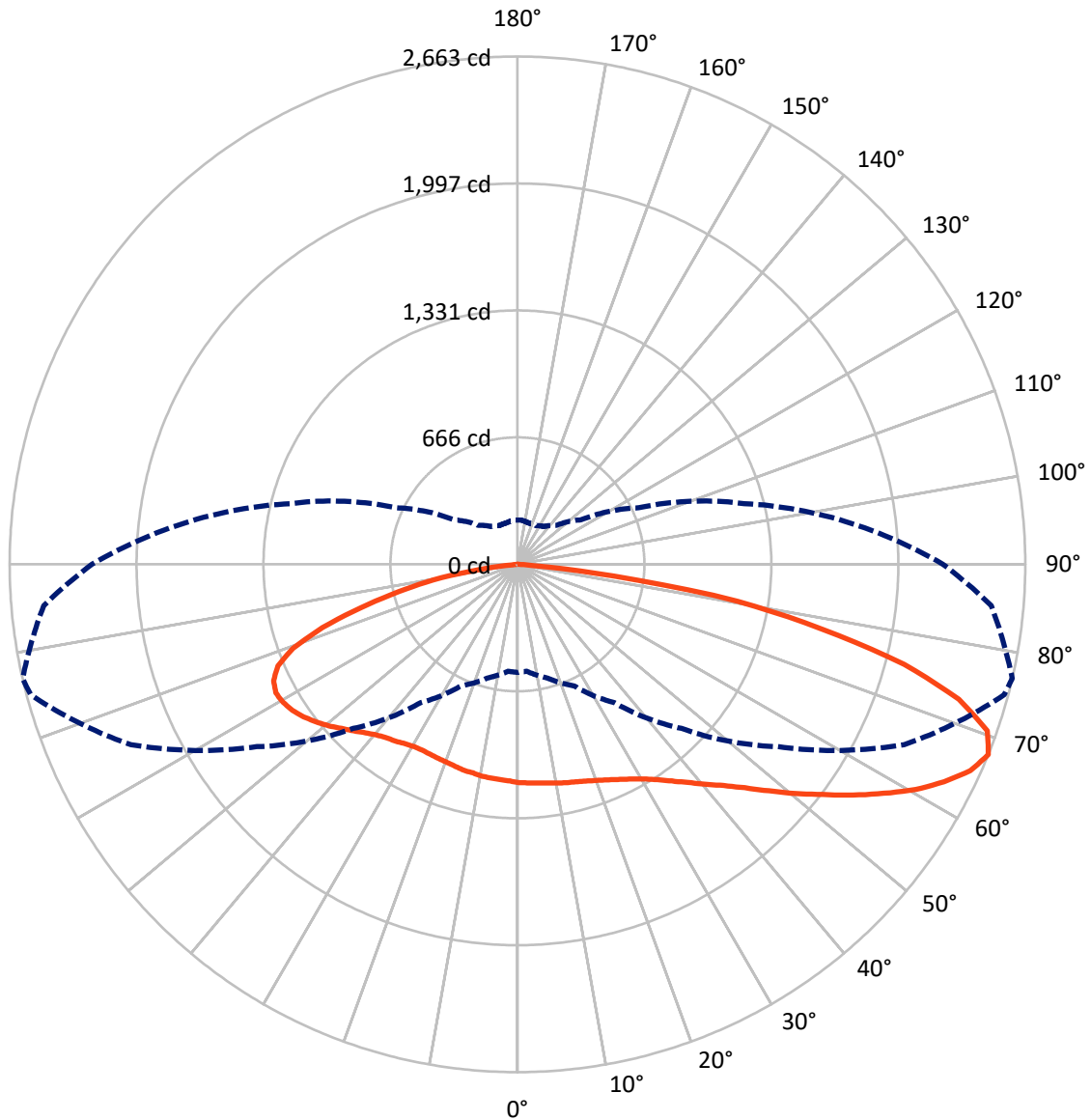
× Max cd
 - - - 1/2 Max cd



Based on 20 foot mounting height. Maximum calculated value = 3.1 fc
 Type III - Medium - N/A

REPORT NUMBER: P867961
CATALOG NUMBER: MEM2-HSN-SA-60-727-U-T2U

Luminous Intensity Polar Plot



— Vertical Plane Through 77-Deg Lateral - - - Horizontal Cone Through 67.5-Deg Vertical

REPORT NUMBER: P867961
 CATALOG NUMBER: MEM2-HSN-SA-60-727-U-T2U

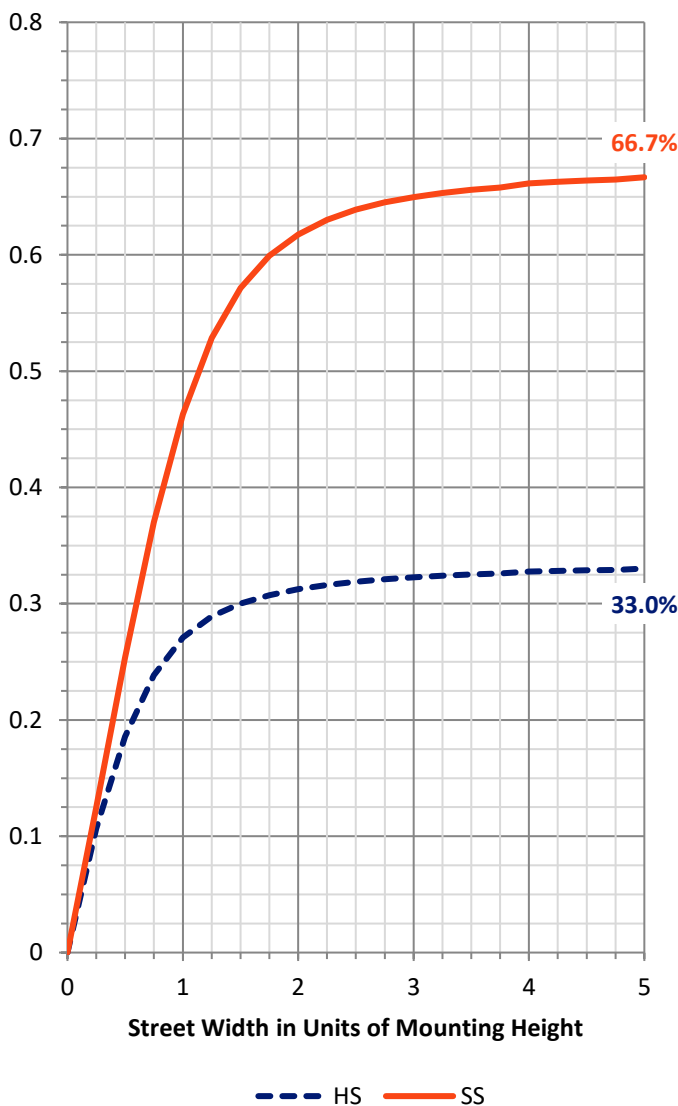
FLUX DISTRIBUTION:

		Downward	Upward	Total
House Side	Lumens	1935.4	0.0	1935.4
	% Fixture	33.3	0.0	33.3
Street Side	Lumens	3884.7	0.0	3884.7
	% Fixture	66.7	0.0	66.7
Total	Lumens	5820.1	0.0	5820.1
	% Fixture	100.0	0.0	100.0

ZONAL LUMENS:

Zone	Lumens	% Fixture
0°-10°	110.0	1.9
10°-20°	333.6	5.7
20°-30°	562.3	9.7
30°-40°	798.0	13.7
40°-50°	1009.6	17.3
50°-60°	1106.0	19.0
60°-70°	1069.1	18.4
70°-80°	719.1	12.4
80°-90°	112.4	1.9
90°-100°	0.0	0.0
100°-110°	0.0	0.0
110°-120°	0.0	0.0
120°-130°	0.0	0.0
130°-140°	0.0	0.0
140°-150°	0.0	0.0
150°-160°	0.0	0.0
160°-170°	0.0	0.0
170°-180°	0.0	0.0
0°-90°	5820.1	100.0
0°-180°	5820.1	100.0

Coefficient of Utilization



REPORT NUMBER: P867961

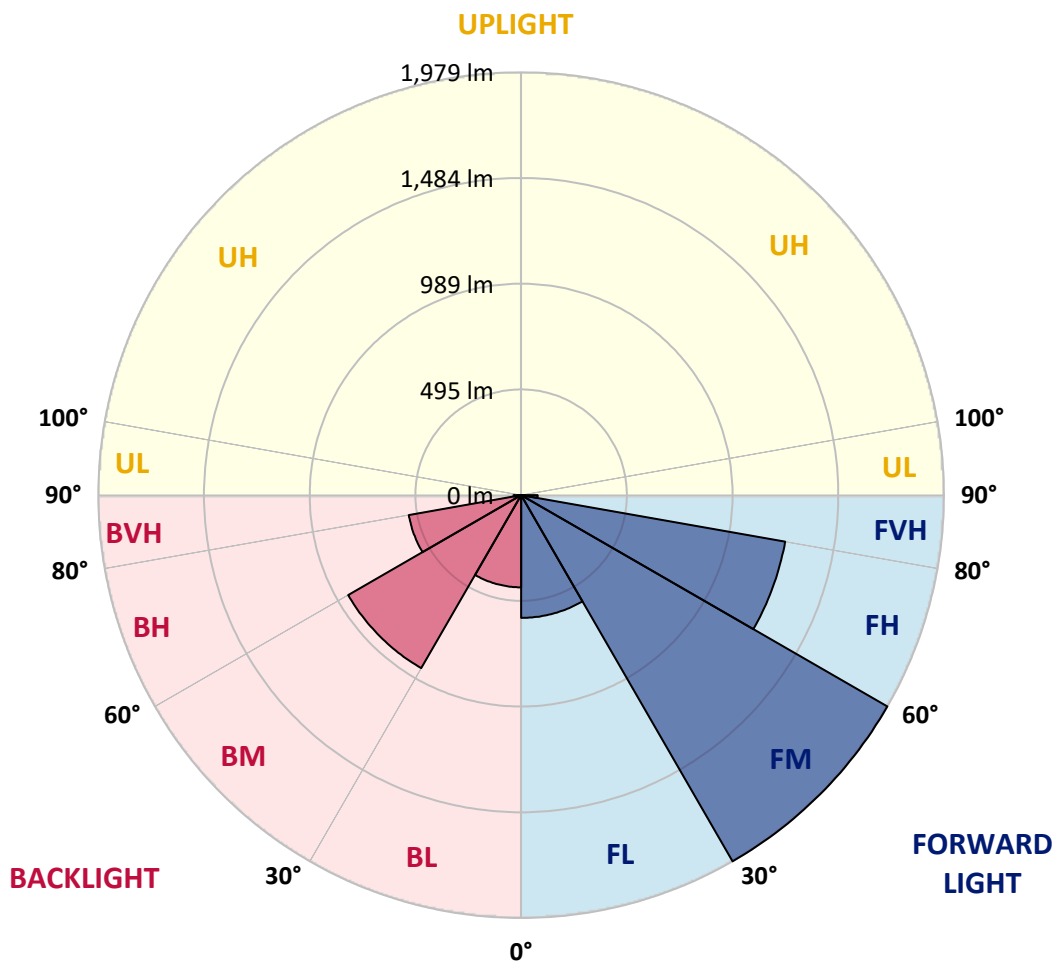
CATALOG NUMBER: MEM2-HSN-SA-60-727-U-T2U

LUMINAIRE CLASSIFICATION SYSTEM LUMEN TABLE AND BUG RATING:

Zone		Lumens	% Fixture	Zone Rating/Lumen Limit		
				B	U	G
FL	(0°-30°)	574.4	9.9			
FM	(30°-60°)	1978.9	34.0			
FH	(60°-80°)	1254.4	21.6			G1/1800
FVH	(80°-90°)	76.9	1.3			G1/100
BL	(0°-30°)	431.4	7.4	B1/500		
BM	(30°-60°)	934.7	16.1	B1/1000		
BH	(60°-80°)	533.8	9.2	B2/1000		G2/1000
BVH	(80°-90°)	35.4	0.6			G1/100
UL	(90°-100°)	0.0	0.0		U0/0	
UH	(100°-180°)	0.0	0.0		U0/0	

BUG Rating: B2-U0-G2

Type III Medium





REPORT NUMBER: P867961

CATALOG NUMBER: MEM2-HSN-SA-60-727-U-T2U

CANDELA DISTRIBUTION (FULL):

	0°	5°	15°	25°	35°	45°	55°	65°	75°	77°	85°
0°	1144.3	1144.3	1144.3	1144.3	1144.3	1144.3	1144.3	1144.3	1144.3	1144.3	1144.3
2.5°	1169.6	1168.5	1162.7	1165.0	1158.1	1162.7	1155.8	1150.0	1148.9	1147.7	1148.9
5°	1206.4	1200.7	1194.9	1191.5	1185.7	1183.4	1171.9	1160.4	1153.5	1152.3	1150.0
7.5°	1249.0	1246.7	1238.7	1234.1	1218.0	1209.9	1193.8	1173.1	1162.7	1158.1	1152.3
10°	1292.8	1298.5	1288.2	1279.0	1260.6	1243.3	1215.7	1189.2	1168.5	1166.2	1153.5
12.5°	1346.9	1345.7	1338.8	1322.7	1300.8	1276.7	1243.3	1206.4	1178.8	1174.2	1155.8
15°	1395.2	1394.1	1384.9	1369.9	1341.1	1311.2	1266.3	1223.7	1189.2	1182.3	1160.4
17.5°	1440.1	1437.8	1432.1	1416.0	1380.3	1343.4	1299.7	1243.3	1201.8	1193.8	1163.9
20°	1479.3	1481.6	1474.7	1458.6	1425.2	1386.0	1330.8	1268.6	1218.0	1208.7	1174.2
22.5°	1521.9	1523.0	1519.6	1513.8	1471.2	1429.8	1369.9	1297.4	1236.4	1227.2	1185.7
25°	1566.8	1567.9	1570.2	1566.8	1518.4	1473.5	1410.2	1333.1	1261.7	1249.0	1201.8
27.5°	1618.6	1619.7	1624.3	1617.4	1565.6	1518.4	1455.1	1371.1	1288.2	1274.4	1215.7
30°	1677.3	1681.9	1678.4	1676.1	1616.3	1570.2	1500.0	1410.2	1322.7	1305.4	1239.8
32.5°	1747.5	1746.4	1739.4	1732.5	1671.5	1623.2	1550.7	1460.9	1365.3	1345.7	1279.0
35°	1798.2	1798.2	1787.8	1784.3	1727.9	1677.3	1605.9	1517.3	1413.7	1395.2	1320.4
37.5°	1829.2	1833.8	1825.8	1828.1	1774.0	1726.8	1661.2	1574.8	1466.6	1450.5	1371.1
40°	1840.8	1852.3	1859.2	1868.4	1814.3	1774.0	1719.9	1637.0	1534.5	1516.1	1432.1
42.5°	1843.1	1860.3	1884.5	1904.1	1843.1	1809.7	1776.3	1700.3	1601.3	1585.2	1498.8
45°	1831.5	1823.5	1882.2	1884.5	1859.2	1838.4	1825.8	1776.3	1698.0	1671.5	1581.7
47.5°	1744.1	1734.8	1751.0	1824.6	1839.6	1851.1	1876.4	1864.9	1794.7	1774.0	1677.3
50°	1602.5	1597.9	1662.3	1741.7	1791.3	1850.0	1917.9	1950.1	1901.8	1889.1	1798.2
52.5°	1368.8	1356.1	1487.3	1641.6	1727.9	1838.4	1946.7	2037.6	2022.6	2004.2	1901.8
55°	1220.3	1220.3	1308.9	1501.2	1647.4	1797.0	1965.1	2129.7	2156.2	2135.5	2020.3
57.5°	1061.4	1074.1	1166.2	1298.5	1531.1	1721.0	1962.8	2206.8	2285.1	2265.5	2145.8
60°	925.6	935.9	988.9	1122.4	1394.1	1620.9	1937.5	2270.1	2404.8	2397.9	2256.3
62.5°	787.4	800.1	842.7	968.2	1213.4	1505.8	1884.5	2304.7	2517.7	2510.7	2368.0
65°	676.9	678.1	720.6	825.4	1032.6	1366.5	1791.3	2297.8	2605.1	2609.7	2462.4
67.5°	566.4	562.9	618.2	703.4	885.3	1216.8	1666.9	2236.8	2642.0	2662.7	2493.5
70°	416.7	421.3	498.5	592.9	748.3	1044.1	1493.1	2118.2	2582.1	2614.4	2422.1
72.5°	313.1	322.3	397.2	495.0	625.1	871.5	1303.1	1912.1	2415.2	2419.8	2204.5
75°	254.4	256.7	323.5	411.0	512.3	698.8	1046.4	1596.7	2042.2	2095.2	1873.0
77.5°	216.4	214.1	246.4	331.5	413.3	558.3	788.6	1214.5	1603.6	1627.8	1466.6
80°	184.2	183.0	194.6	268.2	323.5	398.3	539.9	846.1	1144.3	1170.8	1041.8
82.5°	96.7	103.6	101.3	165.8	183.0	209.5	259.0	384.5	499.6	506.5	478.9
85°	4.6	4.6	4.6	6.9	11.5	18.4	35.7	35.7	39.1	74.8	85.2
87.5°	1.2	1.2	2.3	2.3	2.3	3.5	3.5	4.6	4.6	4.6	4.6
90°	0.0	0.0	0.0	0.0	0.0	0.0	0.0	0.0	0.0	0.0	0.0



REPORT NUMBER: P867961

CATALOG NUMBER: MEM2-HSN-SA-60-727-U-T2U

CANDELA DISTRIBUTION (continued):

	90°	95°	105°	115°	125°	135°	145°	155°	165°	175°	180°
0°	1144.3	1144.3	1144.3	1144.3	1144.3	1144.3	1144.3	1144.3	1144.3	1144.3	1144.3
2.5°	1146.6	1142.0	1135.1	1136.2	1135.1	1135.1	1129.3	1124.7	1123.6	1125.9	1130.5
5°	1147.7	1140.8	1130.5	1127.0	1123.6	1121.3	1112.0	1105.1	1101.7	1104.0	1105.1
7.5°	1147.7	1137.4	1125.9	1119.0	1109.7	1102.8	1092.5	1083.3	1078.7	1079.8	1082.1
10°	1145.4	1133.9	1124.7	1110.9	1095.9	1087.9	1071.8	1060.2	1054.5	1055.6	1049.9
12.5°	1145.4	1132.8	1114.4	1101.7	1081.0	1063.7	1051.0	1038.4	1033.8	1029.2	1026.9
15°	1146.6	1130.5	1112.0	1085.6	1061.4	1043.0	1026.9	1018.8	1011.9	1009.6	1010.7
17.5°	1146.6	1130.5	1102.8	1071.8	1044.1	1021.1	1007.3	998.1	995.8	993.5	993.5
20°	1152.3	1131.6	1094.8	1057.9	1023.4	999.2	986.6	980.8	980.8	977.4	977.4
22.5°	1161.6	1133.9	1090.2	1046.4	1006.1	979.7	965.8	958.9	962.4	960.1	958.9
25°	1171.9	1142.0	1084.4	1030.3	983.1	955.5	941.7	937.1	935.9	930.2	938.2
27.5°	1180.0	1147.7	1081.0	1014.2	962.4	930.2	912.9	904.8	899.1	901.4	899.1
30°	1201.8	1163.9	1082.1	1000.4	939.4	900.2	879.5	870.3	868.0	868.0	868.0
32.5°	1231.8	1184.6	1090.2	994.6	917.5	871.5	846.1	836.9	834.6	830.0	832.3
35°	1269.8	1215.7	1102.8	985.4	900.2	838.1	810.4	797.8	794.3	789.7	789.7
37.5°	1312.4	1246.7	1112.0	980.8	877.2	803.5	772.4	756.3	754.0	749.4	751.7
40°	1366.5	1289.3	1127.0	971.6	850.7	772.4	731.0	704.5	710.3	712.6	717.2
42.5°	1427.5	1343.4	1150.0	962.4	830.0	740.2	679.2	652.7	659.6	657.3	661.9
45°	1510.4	1406.8	1178.8	958.9	804.7	701.1	626.2	596.3	594.0	590.6	592.9
47.5°	1596.7	1482.7	1206.4	952.0	777.1	652.7	566.4	528.4	519.2	514.6	510.0
50°	1686.5	1558.7	1238.7	947.4	740.2	598.6	506.5	462.8	445.5	439.8	434.0
52.5°	1787.8	1640.4	1266.3	935.9	699.9	542.2	452.4	402.9	383.3	371.8	373.0
55°	1894.9	1715.3	1291.6	922.1	653.9	489.3	398.3	356.9	337.3	333.8	333.8
57.5°	1993.9	1792.4	1310.1	897.9	607.8	437.5	353.4	317.7	308.5	313.1	313.1
60°	2095.2	1854.6	1319.3	871.5	560.6	393.7	322.3	293.6	288.9	298.2	299.3
62.5°	2176.9	1904.1	1317.0	834.6	508.8	355.7	292.4	269.4	271.7	287.8	291.3
65°	2235.6	1928.2	1288.2	779.4	459.3	322.3	265.9	244.1	244.1	255.6	259.0
67.5°	2231.0	1897.2	1230.6	702.2	406.4	288.9	241.7	224.5	224.5	232.5	231.4
70°	2136.6	1790.1	1121.3	609.0	354.6	260.2	221.0	208.4	207.2	210.7	209.5
72.5°	1909.8	1572.5	950.9	503.1	306.2	231.4	200.3	188.8	186.5	181.9	178.4
75°	1576.0	1291.6	742.5	400.6	259.0	203.8	180.7	170.4	161.2	166.9	163.5
77.5°	1222.6	991.2	552.6	310.8	210.7	177.3	161.2	149.7	147.4	168.1	161.2
80°	892.2	685.0	390.3	222.2	163.5	143.9	134.7	125.5	158.9	213.0	211.8
82.5°	396.0	330.4	178.4	105.9	76.0	63.3	53.0	59.9	100.2	97.9	101.3
85°	35.7	36.8	19.6	12.7	8.1	6.9	4.6	4.6	3.5	3.5	3.5
87.5°	4.6	4.6	3.5	3.5	2.3	2.3	2.3	2.3	1.2	1.2	1.2
90°	0.0	0.0	0.0	0.0	0.0	0.0	0.0	0.0	0.0	0.0	0.0

LM-79-2019: Approved Method: Electrical and Photometric Measurements of Solid-State Lighting Products

Report Prepared for

Cooper Lighting Solutions

Streetworks

Report Number: SP1-2407-157-3

Test Date: 08/07/2024

Luminaire Tested: MEM2-HTN-SA-40-727-U-5WQ-2

Data in this report applies to families of products including MEM2-HTN-SA-40-727-U-5WQ-2

Test Information

Test Method: LM-79-2019
 Report Number: SP1-2407-157-3
 Test Lab: COOPER LIGHTING SOLUTIONS
 Photometer: SP1 - 76IN SPHERE
 Measurement Geometry: 4π
 Issue Date: 08/20/2024
 Manufacturer: COOPER LIGHTING SOLUTIONS
 Product Line: Streetworks
 Catalog Number: **MEM2-HTN-SA-40-727-U-5WQ-2**
 Description: Epic Modern Light Square 40W 5WQ Optic and Flare Trim

Spectral Parameters

CCT (K): 2747
 CIE u': 0.2606
 CIE v': 0.5257
 Duv: -0.0005
 CIE x: 0.4552
 CIE y: 0.4082
 CIE z: 0.1366
 Peak Wavelength (nm): 597
 Dominant Wavelength (nm): 584
 Purity: 59.16856
 R_f: 75.5
 R_g: 93.6

CRI (Ra):	71.7		
R1:	68.1	R9:	-35.3
R2:	83.9	R10:	64.2
R3:	94.7	R11:	61.7
R4:	66.3	R12:	53.9
R5:	67.4	R13:	71.2
R6:	78.7	R14:	97.6
R7:	75.0	R15:	59.3
R8:	39.4		



Test Conditions

Stabilization Time: 22M
 Operation Time: 1H 22M
 Sphere Temperature (°C): 24.2

REPORT NUMBER: SP1-2407-157-3

Measurement and Test Equipment			
Instrument	Identification Number	Calibration Date	Calibration Due Date
Photometer	IN0058	6/18/2024	12/18/2024
Power Meter	INXT2011004	2/8/2024	2/8/2025
AC Power Source	IN0063	10/24/2023	10/24/2024
DC Power Source	IN0208	10/24/2023	10/24/2024
Sphere Thermometer	IN0085	10/24/2023	10/24/2024
Room Thermometer	IN0046	10/24/2023	10/24/2024

REPORT NUMBER: SP1-2407-157-3

CIE 1931 Chromaticity Diagram



CIE 1931 Chromaticity Diagram with 2017 ANSI 7-Step and 4-Step Quadrangles



Point lies inside the ANSI 2700K 4-step quadrangle

REPORT NUMBER: SP1-2407-157-3

Photopic Flux vs. Wavelength



Photopic Lumens: NR

λ (nm)	Power W [^] /nm	Lumens (ϕ /nm)	λ (nm)	Power W [^] /nm	Lumens (ϕ /nm)	λ (nm)	Power W [^] /nm	Lumens (ϕ /nm)	λ (nm)	Power W [^] /nm	Lumens (ϕ /nm)	λ (nm)	Power W [^] /nm	Lumens (ϕ /nm)
360	0	NR	490	103	NR	620	846	NR	750	20	NR	880	0	NR
365	0	NR	495	130	NR	625	784	NR	755	17	NR	885	1	NR
370	0	NR	500	171	NR	630	720	NR	760	15	NR	890	0	NR
375	0	NR	505	221	NR	635	652	NR	765	13	NR	895	0	NR
380	0	NR	510	268	NR	640	587	NR	770	11	NR	900	0	NR
385	0	NR	515	313	NR	645	521	NR	775	9	NR	905	0	NR
390	0	NR	520	350	NR	650	461	NR	780	8	NR	910	0	NR
395	0	NR	525	381	NR	655	406	NR	785	7	NR	915	0	NR
400	0	NR	530	407	NR	660	353	NR	790	6	NR	920	0	NR
405	2	NR	535	435	NR	665	307	NR	795	5	NR	925	0	NR
410	4	NR	540	462	NR	670	264	NR	800	4	NR	930	0	NR
415	9	NR	545	496	NR	675	227	NR	805	4	NR	935	0	NR
420	20	NR	550	534	NR	680	196	NR	810	3	NR	940	0	NR
425	38	NR	555	582	NR	685	167	NR	815	3	NR	945	0	NR
430	69	NR	560	638	NR	690	144	NR	820	2	NR	950	0	NR
435	120	NR	565	700	NR	695	122	NR	825	2	NR	955	0	NR
440	193	NR	570	767	NR	700	103	NR	830	2	NR	960	0	NR
445	316	NR	575	836	NR	705	88	NR	835	2	NR	965	0	NR
450	469	NR	580	898	NR	710	74	NR	840	1	NR	970	0	NR
455	431	NR	585	947	NR	715	63	NR	845	1	NR	975	0	NR
460	264	NR	590	982	NR	720	54	NR	850	1	NR	980	0	NR
465	197	NR	595	997	NR	725	46	NR	855	1	NR	985	0	NR
470	155	NR	600	997	NR	730	39	NR	860	1	NR	990	0	NR
475	108	NR	605	978	NR	735	33	NR	865	1	NR	995	0	NR
480	90	NR	610	947	NR	740	28	NR	870	1	NR	1000	0	NR
485	92	NR	615	900	NR	745	24	NR	875	1	NR			

REPORT NUMBER: SP1-2407-157-3

Scotopic Flux vs. Wavelength



Scotopic Lumens: NR

S/P: 1.13

λ (nm)	Power W [^] /nm	Lumens (φ/nm)	λ (nm)	Power W [^] /nm	Lumens (φ/nm)	λ (nm)	Power W [^] /nm	Lumens (φ/nm)	λ (nm)	Power W [^] /nm	Lumens (φ/nm)	λ (nm)	Power W [^] /nm	Lumens (φ/nm)
360	0	NR	490	103	NR	620	846	NR	750	20	NR	880	0	NR
365	0	NR	495	130	NR	625	784	NR	755	17	NR	885	1	NR
370	0	NR	500	171	NR	630	720	NR	760	15	NR	890	0	NR
375	0	NR	505	221	NR	635	652	NR	765	13	NR	895	0	NR
380	0	NR	510	268	NR	640	587	NR	770	11	NR	900	0	NR
385	0	NR	515	313	NR	645	521	NR	775	9	NR	905	0	NR
390	0	NR	520	350	NR	650	461	NR	780	8	NR	910	0	NR
395	0	NR	525	381	NR	655	406	NR	785	7	NR	915	0	NR
400	0	NR	530	407	NR	660	353	NR	790	6	NR	920	0	NR
405	2	NR	535	435	NR	665	307	NR	795	5	NR	925	0	NR
410	4	NR	540	462	NR	670	264	NR	800	4	NR	930	0	NR
415	9	NR	545	496	NR	675	227	NR	805	4	NR	935	0	NR
420	20	NR	550	534	NR	680	196	NR	810	3	NR	940	0	NR
425	38	NR	555	582	NR	685	167	NR	815	3	NR	945	0	NR
430	69	NR	560	638	NR	690	144	NR	820	2	NR	950	0	NR
435	120	NR	565	700	NR	695	122	NR	825	2	NR	955	0	NR
440	193	NR	570	767	NR	700	103	NR	830	2	NR	960	0	NR
445	316	NR	575	836	NR	705	88	NR	835	2	NR	965	0	NR
450	469	NR	580	898	NR	710	74	NR	840	1	NR	970	0	NR
455	431	NR	585	947	NR	715	63	NR	845	1	NR	975	0	NR
460	264	NR	590	982	NR	720	54	NR	850	1	NR	980	0	NR
465	197	NR	595	997	NR	725	46	NR	855	1	NR	985	0	NR
470	155	NR	600	997	NR	730	39	NR	860	1	NR	990	0	NR
475	108	NR	605	978	NR	735	33	NR	865	1	NR	995	0	NR
480	90	NR	610	947	NR	740	28	NR	870	1	NR	1000	0	NR
485	92	NR	615	900	NR	745	24	NR	875	1	NR			

REPORT NUMBER: SP1-2407-157-3

Melanopic Flux vs. Wavelength



Melanopic Lumens: NR M/P: 2.04

λ (nm)	Power W [^] /nm	Lumens (φ/nm)	λ (nm)	Power W [^] /nm	Lumens (φ/nm)	λ (nm)	Power W [^] /nm	Lumens (φ/nm)	λ (nm)	Power W [^] /nm	Lumens (φ/nm)	λ (nm)	Power W [^] /nm	Lumens (φ/nm)
360	0	NR	490	103	NR	620	846	NR	750	20	NR	880	0	NR
365	0	NR	495	130	NR	625	784	NR	755	17	NR	885	1	NR
370	0	NR	500	171	NR	630	720	NR	760	15	NR	890	0	NR
375	0	NR	505	221	NR	635	652	NR	765	13	NR	895	0	NR
380	0	NR	510	268	NR	640	587	NR	770	11	NR	900	0	NR
385	0	NR	515	313	NR	645	521	NR	775	9	NR	905	0	NR
390	0	NR	520	350	NR	650	461	NR	780	8	NR	910	0	NR
395	0	NR	525	381	NR	655	406	NR	785	7	NR	915	0	NR
400	0	NR	530	407	NR	660	353	NR	790	6	NR	920	0	NR
405	2	NR	535	435	NR	665	307	NR	795	5	NR	925	0	NR
410	4	NR	540	462	NR	670	264	NR	800	4	NR	930	0	NR
415	9	NR	545	496	NR	675	227	NR	805	4	NR	935	0	NR
420	20	NR	550	534	NR	680	196	NR	810	3	NR	940	0	NR
425	38	NR	555	582	NR	685	167	NR	815	3	NR	945	0	NR
430	69	NR	560	638	NR	690	144	NR	820	2	NR	950	0	NR
435	120	NR	565	700	NR	695	122	NR	825	2	NR	955	0	NR
440	193	NR	570	767	NR	700	103	NR	830	2	NR	960	0	NR
445	316	NR	575	836	NR	705	88	NR	835	2	NR	965	0	NR
450	469	NR	580	898	NR	710	74	NR	840	1	NR	970	0	NR
455	431	NR	585	947	NR	715	63	NR	845	1	NR	975	0	NR
460	264	NR	590	982	NR	720	54	NR	850	1	NR	980	0	NR
465	197	NR	595	997	NR	725	46	NR	855	1	NR	985	0	NR
470	155	NR	600	997	NR	730	39	NR	860	1	NR	990	0	NR
475	108	NR	605	978	NR	735	33	NR	865	1	NR	995	0	NR
480	90	NR	610	947	NR	740	28	NR	870	1	NR	1000	0	NR
485	92	NR	615	900	NR	745	24	NR	875	1	NR			

Summary

$R_f = 75.5$
 $R_g = 93.6$
 $CIE R_a = 71.7$
 $R_g = -35.3$



Color Vector Graphics



Individual Sample Fidelity Index ($R_{f,i}$)

CES01 = 86	CES26 = 68	CES51 = 87	CES76 = 63
CES02 = 63	CES27 = 90	CES52 = 85	CES77 = 79
CES03 = 31	CES28 = 87	CES53 = 78	CES78 = 66
CES04 = 71	CES29 = 71	CES54 = 86	CES79 = 87
CES05 = 50	CES30 = 85	CES55 = 84	CES80 = 85
CES06 = 52	CES31 = 74	CES56 = 75	CES81 = 67
CES07 = 42	CES32 = 66	CES57 = 75	CES82 = 93
CES08 = 41	CES33 = 80	CES58 = 76	CES83 = 91
CES09 = 29	CES34 = 79	CES59 = 85	CES84 = 89
CES10 = 77	CES35 = 89	CES60 = 90	CES85 = 72
CES11 = 60	CES36 = 93	CES61 = 81	CES86 = 59
CES12 = 66	CES37 = 88	CES62 = 91	CES87 = 77
CES13 = 43	CES38 = 93	CES63 = 77	CES88 = 79
CES14 = 74	CES39 = 97	CES64 = 67	CES89 = 65
CES15 = 72	CES40 = 93	CES65 = 66	CES90 = 80
CES16 = 48	CES41 = 93	CES66 = 63	CES91 = 80
CES17 = 51	CES42 = 89	CES67 = 61	CES92 = 55
CES18 = 57	CES43 = 78	CES68 = 68	CES93 = 72
CES19 = 73	CES44 = 99	CES69 = 78	CES94 = 48
CES20 = 67	CES45 = 85	CES70 = 63	CES95 = 66
CES21 = 88	CES46 = 81	CES71 = 61	CES96 = 76
CES22 = 80	CES47 = 86	CES72 = 86	CES97 = 81
CES23 = 92	CES48 = 74	CES73 = 56	CES98 = 76
CES24 = 91	CES49 = 79	CES74 = 93	CES99 = 64
CES25 = 73	CES50 = 86	CES75 = 66	



Color Rendition by Hue-Angle Bin



Measure Comparisons



(END OF REPORT)